




## 8 - 12 GHz Linearly Polarised 20 dBi Horn Antenna fitted with an N type Connector

Catalogue number **QSH-SL-8-12-N-20**

Q-par reference **QMS-00178**

Contents **Summary**  
**Typical Gain / Antenna Factor**  
**Typical Beamwidth / Patterns**  
**VSWR**



**4TECT**

ООО «4TECT»  
Телефон: +7 (499) 685-4444  
info@4test.ru  
[www.4test.ru](http://www.4test.ru)

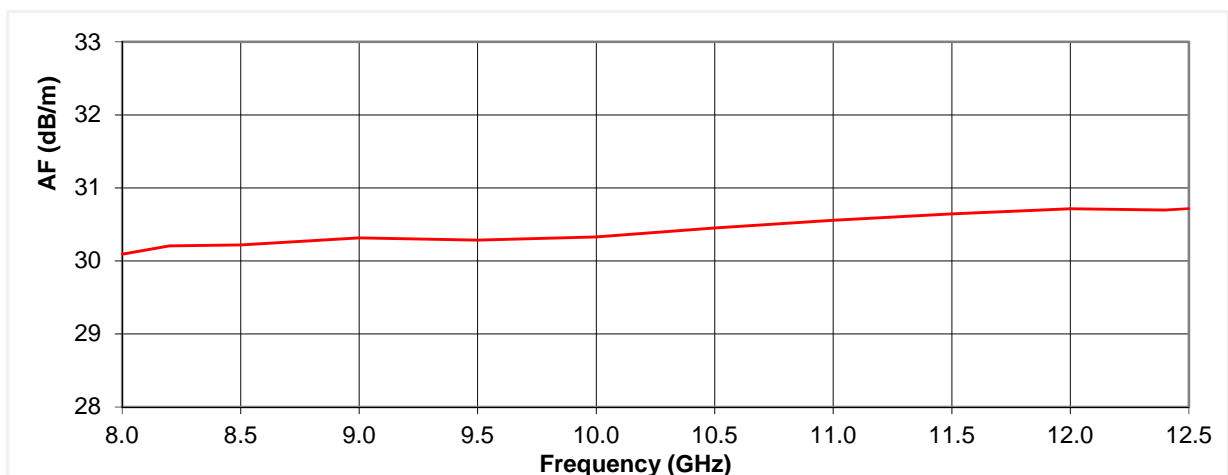
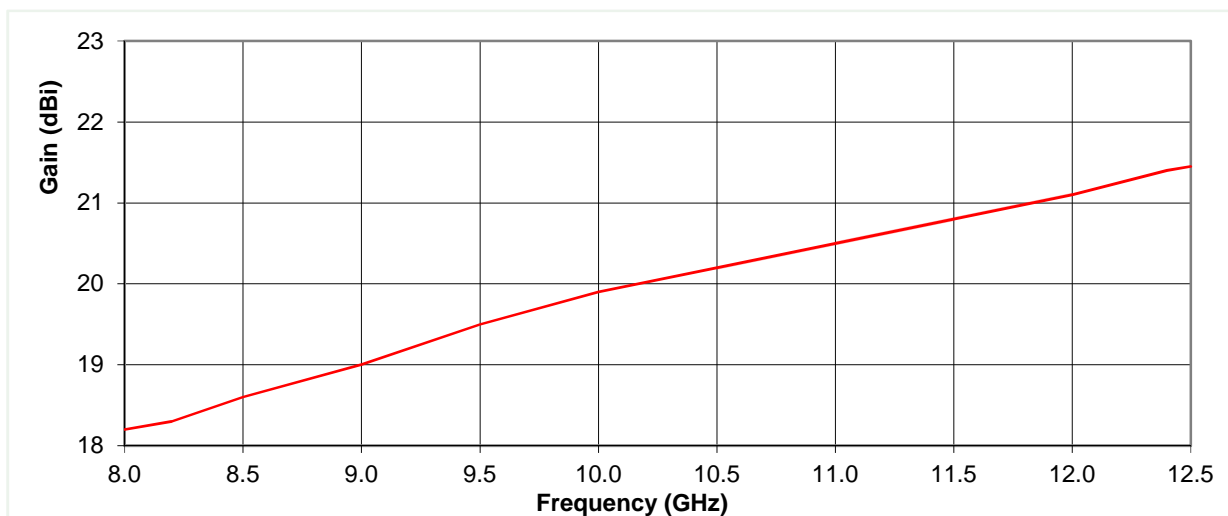
**STEATITE**  
COMPUTING - POWER - COMMUNICATIONS  
A Solid State Group Company

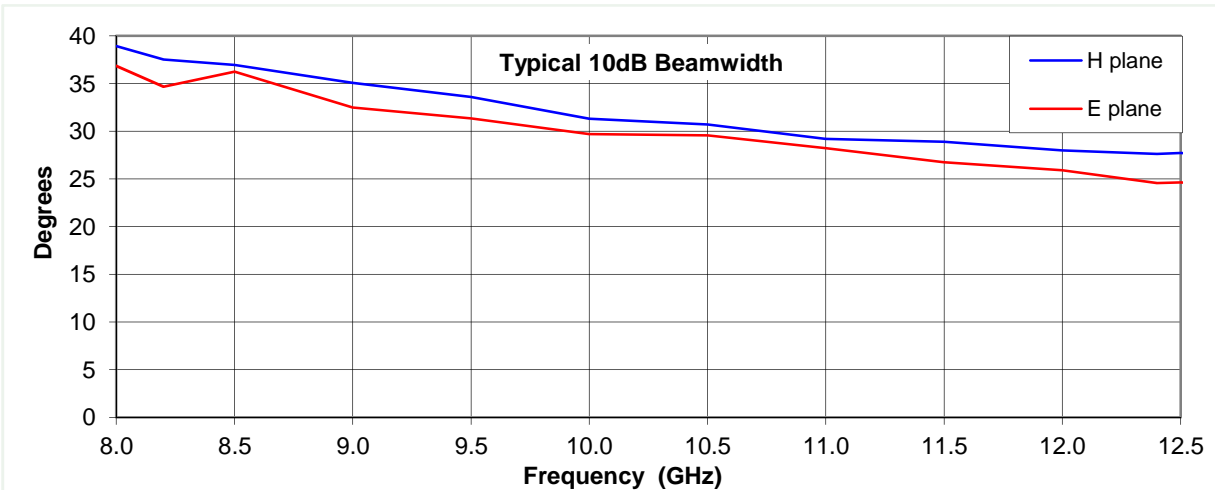
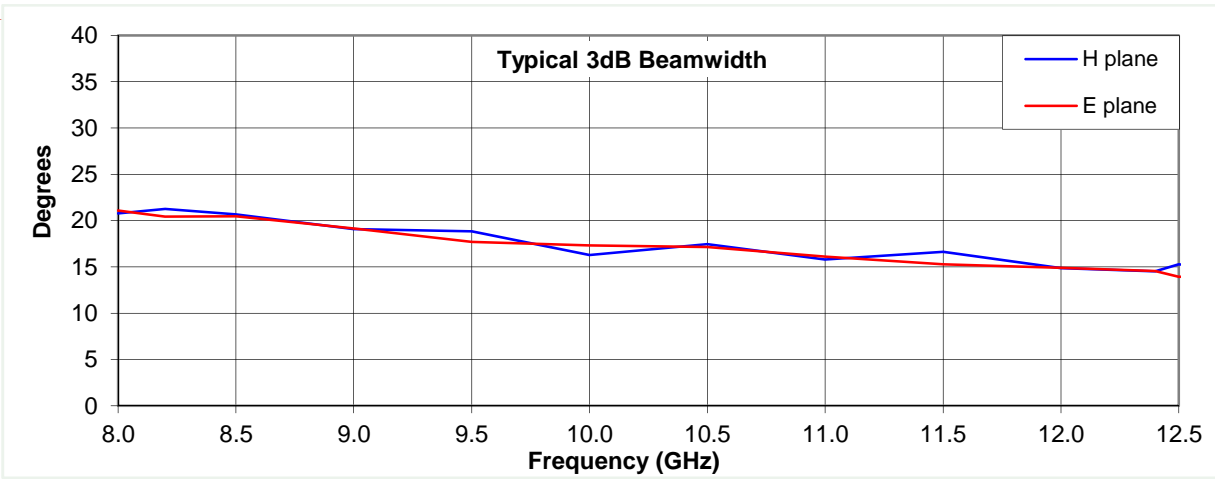
## Typical Specification

<b>Frequency</b>	8 to 12.5 GHz
<b>Connector Type</b>	N type jack
<b>Power Handling</b>	100 Watt c.w.
<b>VSWR</b>	Typically < 1.3 :1
<b>Gain</b>	18.2 to 21.5 dBi
<b>Antenna Factor</b>	30.1 to 30.7 dB/m
<b>3dB Beamwidth</b>	14 to 21 degrees
<b>10dB Beamwidth</b>	24 to 39 degrees
<b>Weight</b>	1 kg nominal
<b>Maximum Size</b>	116 x 86 mm external aperture x 263 mm long
<b>Mounting</b>	Mounting Plate 50 mm x 50 mm with 4 holes, diameter 4.1 mm, on 38 mm centres.
<b>Construction</b>	Electroformed copper, painted. Anodised aluminium mounting plate.

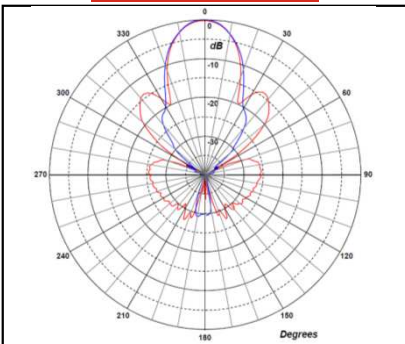
## Typical Antenna Gain / Factor

This is calculated by reference to standard gain horn antennas, and cross checked with reference to the antenna beamwidth, with an estimated error of +/- 0.8dB.

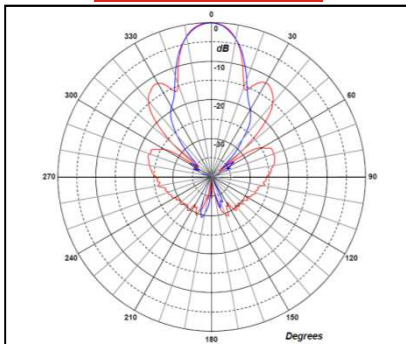




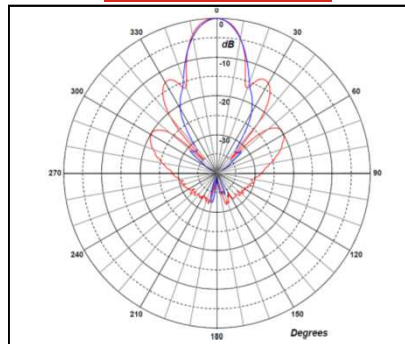
**8 GHz**



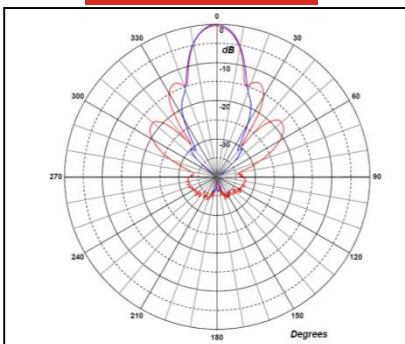
**9 GHz**



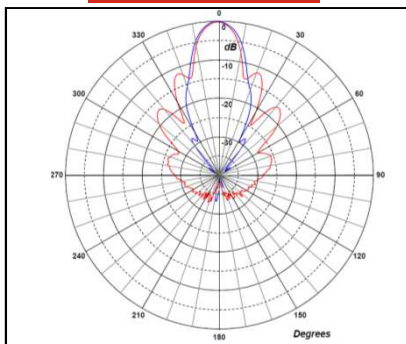
**10 GHz**



**11 GHz**



**12.5 GHz**



Red trace = E-plane, Blue trace = H-plane cut

